

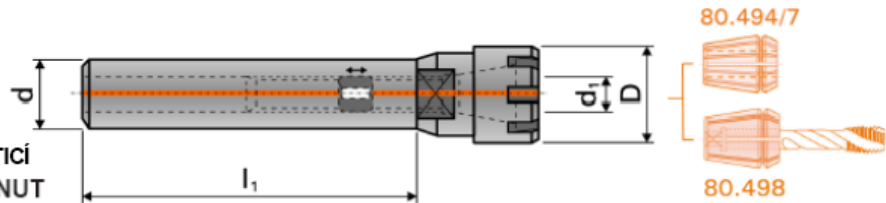


**DLOUHÉ KLEŠTINOVÉ UPÍNAČE PRO ER KLEŠTINY DIN 6499**  
 pro nástroje s válcovou stopkou  
**LONG COLLET CHUCKS FOR DIN 6499 (ER) COLLETS**  
 for tools with cylindrical shank

**DIN 1835-A**

**40.455**

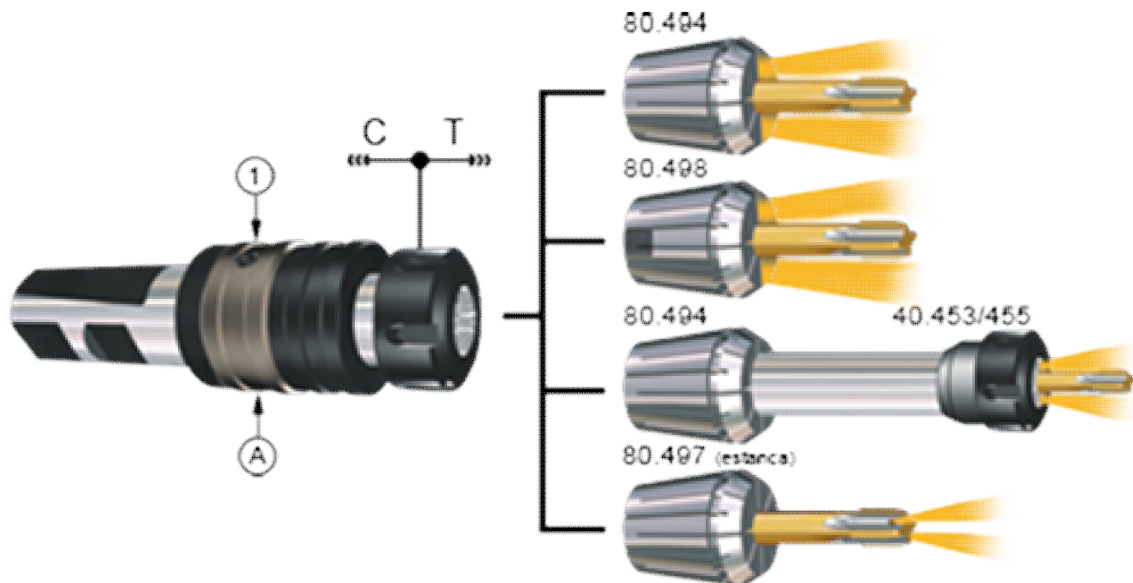
S «MINI» KLEŠTINOU MATICÍ  
 WITH «MINI» COLLET NUT



REF. 40.455	d mm		d <sub>1</sub> mm	A mm	l <sub>1</sub> mm	D mm	MINI 		
40.455.12.10/080	12	ER 16	0,5-10	40.5	80	22	80.495.10	89.205.10	89.190.21
40.455.16.10/050	16	ER 16	0,5-10	36.5	50	22	80.495.10	89.205.10	89.192.10
40.455.16.10/100		ER 16	0,5-10	36.5	100	22	80.495.10	89.205.10	89.192.10
40.455.16.10/150		ER 16	0,5-10	36.5	150	22	80.495.10	89.205.10	89.192.10
40.455.16.13/050		ER 20	1-13	33.5	50	28	80.495.13	89.205.13	89.192.10
40.455.16.13/100		ER 20	1-13	33.5	100	28	80.495.13	89.205.13	89.192.10
40.455.16.13/150		ER 20	1-13	33.5	150	28	80.495.13	89.205.13	89.192.10
40.455.20.10/050	20	ER 16	0,5-10	30.5	50	22	80.495.10	89.205.10	89.192.10
40.455.20.10/100		ER 16	0,5-10	30.5	100	22	80.495.10	89.205.10	89.192.10
40.455.20.10/150		ER 16	0,5-10	30.5	150	22	80.495.10	89.205.10	89.192.10
40.455.20.13/050		ER 20	1-13	33.5	50	28	80.495.13	89.205.13	89.192.13
40.455.20.13/100		ER 20	1-13	33.5	100	28	80.495.13	89.205.13	89.192.13
40.455.20.13/150		ER 20	1-13	33.5	150	28	80.495.13	89.205.13	89.192.13

\* DODÁVKA BEZ KLÍČE

\* SUPPLIED WITHOUT WRENCH



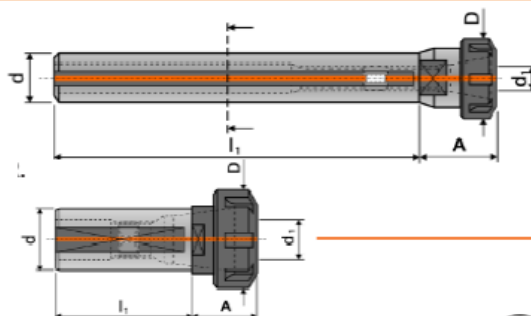


**KLEŠTINOVÉ UPÍNAČE PRO ER KLEŠTINY DIN 6499**  
 pro nástroje s válcovou stopkou  
**COLLET CHUCKS FOR DIN 6499 (ER) COLLETS**  
 for tools with cylindrical shank

DIN 1835-A

**40.453**

S UPÍNAČÍ PLOŠKOU PRO CNC  
 SOUSTRUHY A REVOLVEROVÉ  
 SOUSTRUHY.  
 WITH CLAMPING FLAT FOR CNC  
 LATHES AND TURRET LATHES.



80.494/7

80.498

REF. **40.453**

	d mm		d <sub>1</sub> mm	A mm	l <sub>1</sub> mm	D mm	h <sub>1</sub> mm			
40.453.20.10/050	20	ER 16	0,5-10	31,5	50	32	19,5	80.493.10	89.202.10	89.192.10
40.453.20.10/100		ER 16	0,5-10	31,5	100	32	19,5	80.493.10	89.202.10	89.192.10
40.453.20.10/150		ER 16	0,5-10	31,5	150	32	19,5	80.493.10	89.202.10	89.192.10
40.453.20.16/050		ER 25	1-16	46,5	50	42	19,5	80.493.16	89.202.16	89.192.10
40.453.20.16/100		ER 25	1-16	46,5	100	42	19,5	80.493.16	89.202.16	89.192.10
40.453.20.16/150		ER 25	1-16	46,5	150	42	19,5	80.493.16	89.202.16	89.192.10
40.453.20.20/050		ER 32	2-20	54,5	50	50	19,5	80.493.20	89.202.20	89.192.10
40.453.20.20/100		ER 32	2-20	54,5	100	50	19,5	80.493.20	89.202.20	89.192.10
40.453.25.13/050	25	ER 20	1-13	33,5	50	35	24	80.493.13	89.202.13	89.192.13
40.453.25.13/100		ER 20	1-13	33,5	100	35	24	80.493.13	89.202.13	89.192.13
40.453.25.13/150		ER 20	1-13	33,5	150	35	24	80.493.13	89.202.13	89.192.13
40.453.25.16/050		ER 25	1-16	46,5	50	42	24	80.493.16	89.202.16	89.192.16
40.453.25.16/100		ER 25	1-16	46,5	100	42	24	80.493.16	89.202.16	89.192.16
40.453.25.20/050		ER 32	2-20	52,5	50	50	24	80.493.20	89.202.20	89.192.16
40.453.25.20/100		ER 32	2-20	52,5	100	50	24	80.493.20	89.202.20	89.192.16
40.453.25.26/050		ER 40	3-30	60,5	50	63	24	80.493.26	89.202.26	89.192.16
40.453.32.20/050	32	ER 32	2-20	52,5	50	50	31	80.493.20	89.202.20	89.192.20
40.453.32.26/050		ER 40	3-30	60,5	50	63	31	80.493.26	89.202.26	89.192.20
40.453.40.20/075	40	ER 32	2-20	52	75	50	38	80.493.20	89.202.20	89.192.20
40.453.40.26/075		ER 40	3-30	60,5	75	63	38	80.493.26	89.202.26	89.192.20

\* DODÁVKA BEZ KLÍČE

\* SUPPLIED WITHOUT WRENCH



**NAREX MTE s.r.o.**, Moskevská 63, CZ-10100  
 Praha 10, Czech Republic  
 Tel: +420 246 002 249, 246 002 321, 246 002 333  
 Fax: +420 246 002 335, 246 002 343

